

بِسْمِ اللَّهِ الرَّحْمَنِ الرَّحِيمِ

In the name of Allah, the
most Gracious, the most
Merciful.

Lesson C *In the classroom*


a map
 some posters
 a CD player
 a table
 some chairs
 a computer
 a desk
 a clock
 a calendar
 a board
 a TV
 a DVD player
 some DVDs
 some dictionaries
 a wastebasket

1 Building vocabulary

A Listen and say the words above. Which things are in your classroom?
Check (✓) the boxes. What else is in your classroom?


Word sort → **B** Look around your classroom. What things are in these places? Write the words below the pictures.

1 on the wall




a clock

2 on the floor




some bags

3 under your chair



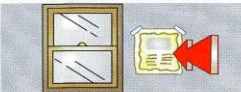
a bag

4 in the closet




a DVD player

5 next to the window



a poster

6 in front of the board



a desk

C Pair work Ask and answer questions about your classroom.
 "What's on the wall?" "A clock, a map, and some posters . . ."

2 Building language

A Listen. What is the teacher looking for? Practice the conversation.

Mrs. Evans OK, so . . . where's the DVD player?
 Paula It's in the closet.


Mrs. Evans Oh, right. And the DVDs? Where are they?
 Paula They're on the desk, under your coat.

Mrs. Evans OK, um . . . and where are the students' homework papers?
 Paula They're on the floor.

Mrs. Evans Uh-oh, what's that under my desk?
 Paula It's Mary's homework.

Mrs. Evans Oops! . . . Uh, where are my glasses?
 They're not on my desk.

Paula Uh . . . they're on your head!



**Figure
it out** →

B Can you complete the questions? Then ask and answer the questions with a partner.

1. Where **'s** _____ the DVD player?
2. Where **'s** _____ the teacher's coat?
3. Where **are** _____ the students' papers?

3 Grammar Questions with *Where*; possessives *'s* and *s'*

Where's the teacher's coat?

It's on the desk.

the teacher's glasses

Where's Mary's homework?

It's under the desk.

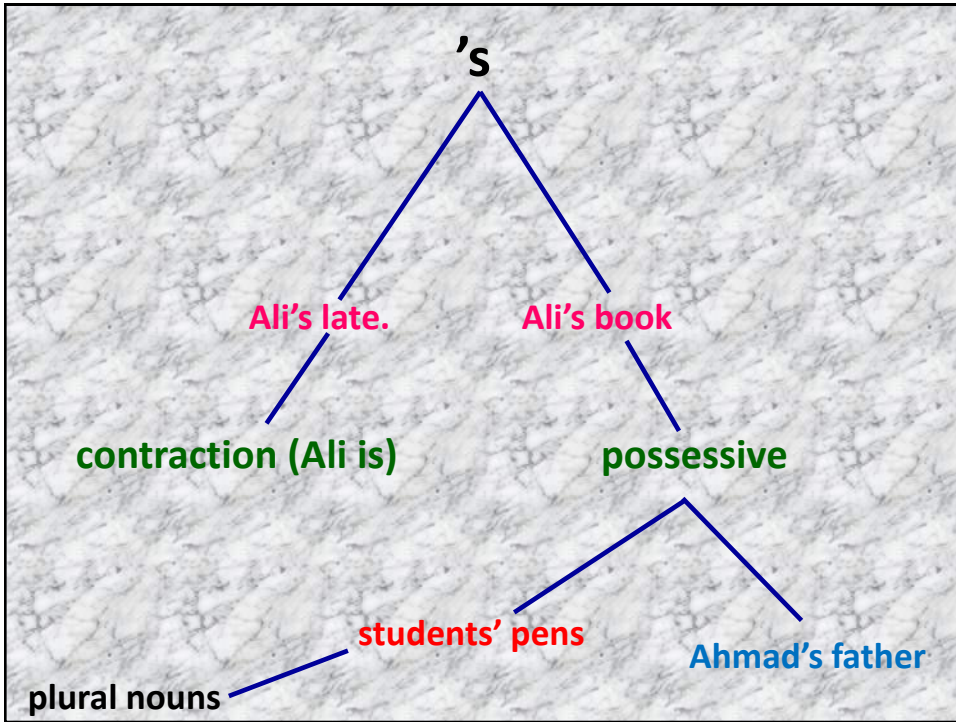
Mary's homework

Where are the students' papers?

They're on the floor.

three students' papers

Where's = Where is




A Pair work Ask and answer these questions about the classroom on page 16.
Can you ask four more questions?

1. Where's the teacher's desk?
2. Where's the TV?
3. Where's the teacher's chair?
4. Where are the students' dictionaries?
5. Where's the computer?
6. Where are the posters?

"Where's the teacher's desk?" "It's in front of the board."

About you → **B** Write four questions about things in your classroom. Use these ideas or add your own. Then ask a partner your questions.

the teacher's books the teacher's bag the students' bags the wastebasket


4 Vocabulary notebook *My things* 


See page 20 for a new way to log and learn vocabulary.


Lesson C *In the classroom*


1 Classroom things


Vocabulary **A** Write the words under the pictures.


1.  a board


2.  some posters


3.  a CD player


4.  a clock


5.  a computer


6.  a TV


7.  some DVDs

8.  a wastebasket

9.  some chairs

10.  a desk

11.  a map


12.  a calendar

B Circle the words from part A in the puzzle. Look in these directions (\rightarrow , \downarrow).

T	V	C	Q	U	A	B	L	A	M	A	B
W	E	H	A	S	I	C	U	Y	A	Z	O
A	C	A	L	E	N	D	A	R	P	H	A
G	O	I	H	K	O	P	Z	O	E	O	R
I	P	R	P	E	D	L	F	L	T	E	D
W	A	S	T	E	B	A	S	K	E	T	I
R	K	T	O	R	R	Y	O	O	M	U	M
O	C	U	O	S	J	E	C	D	E	S	K
N	L	L	G	T	O	R	X	I	T	J	A
C	O	M	P	U	T	E	R	O	T	D	S
M	C	A	S	M	P	O	S	T	E	R	S
A	K	I	D	V	D	E	W	S	V	A	R

2 A classroom Unit 2 In class

Grammar and vocabulary **A** Look at the picture. Complete the sentences. Use the words in the box.



in in in front of next to on ✓ on on under

- The dictionaries are on the floor.
- The students' papers are on the wall.
- The CD player is under the teacher's desk.
- The calendar is in the wastebasket.
- The DVDs are in the closet.
- The computer is on the teacher's desk.
- The teacher's desk is in front of the board.
- The closet is next to the window.

B Write the questions about the classroom in part A.

1. A <u>Where's the teacher's desk?</u> B It's in front of the board.	4. A <u>Where's the CD player?</u> B It's under the teacher's desk.
2. A <u>Where's the closet?</u> B It's next to the window.	5. <u>Where are the students' papers?</u> B They're on the wall.
3. A <u>Where are the dictionaries?</u> B They're on the floor.	6. A <u>Where's the calendar?</u> B It's in the wastebasket.

3 Missing apostrophes

Grammar Put apostrophes (') in the correct places in the questions. Then answer the questions.

- What's your English teacher's name? His name is Aurangzeb.
- What are your friends' names? Their names are Ali and Ahmed.
- What's on the wall in your classroom? There's a board on the wall.
- Where's your teacher now? _____
He's in front of the board.

Lesson D

What's the word for this in English?

1 Conversation strategy Asking for help in class


A Can you match the questions and answers?

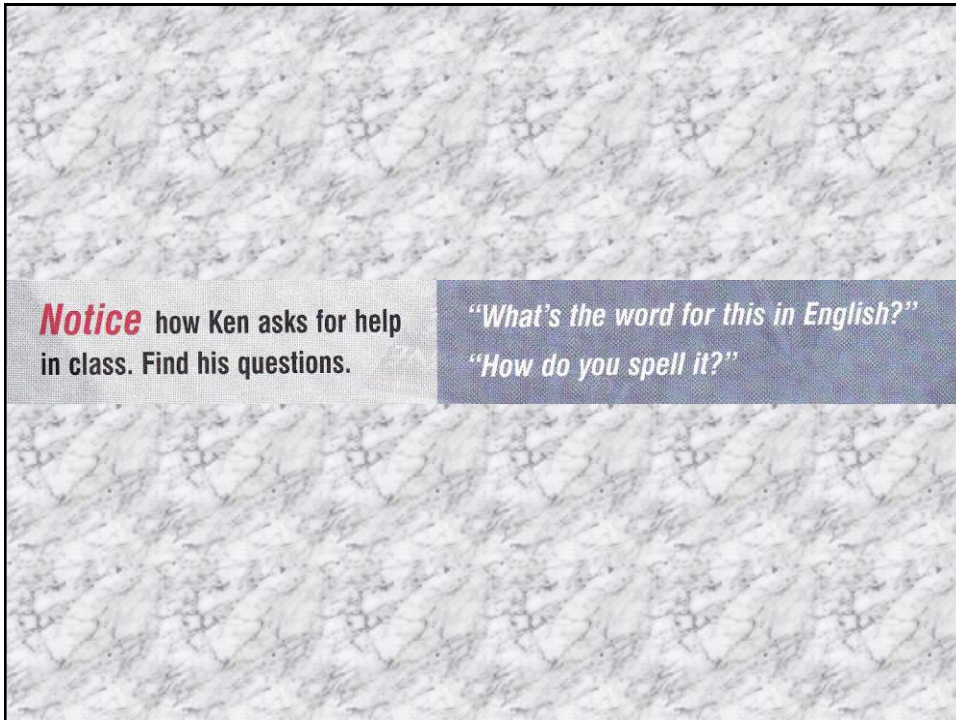
- | | | |
|---|----------|-------------|
| 1. How do you spell <i>book</i> ? | c | a. Sure. |
| 2. Can I borrow your pen? | a | b. Pencil. |
| 3. What's the word for this in English? | b | c. B-O-O-K. |



Now listen. How many questions does Ken ask?

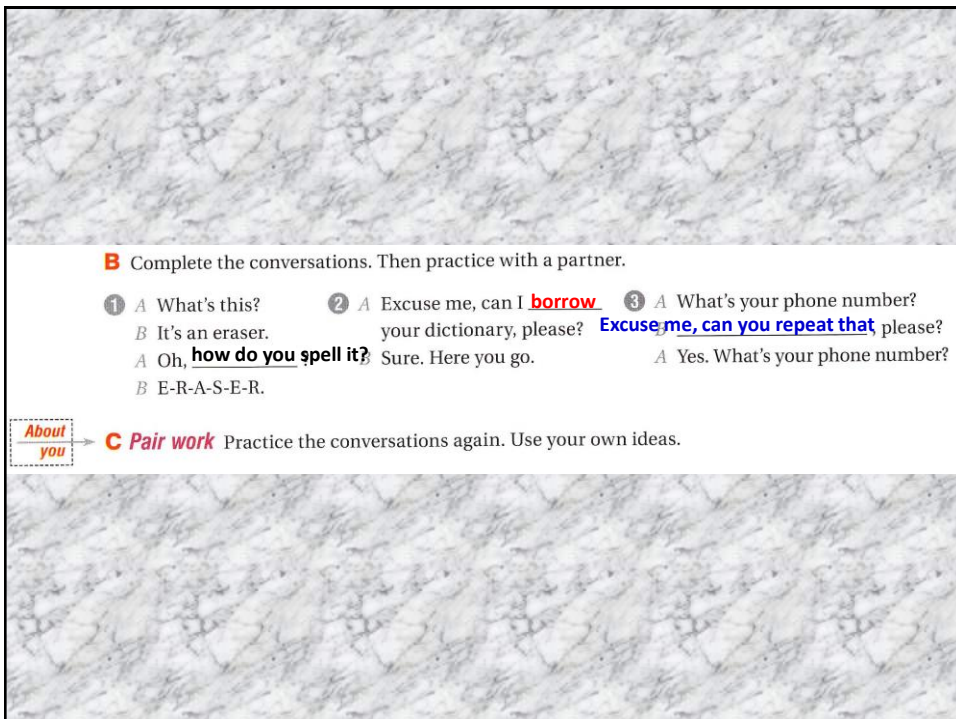
- Ken Excuse me, what's the word for this in English?
 Faisal Highlighter.
 Ken Thanks.
 Faisal Sure.
 Ken Uh . . . how do you spell it?
 Faisal I don't know. Sorry.
 Ken That's OK. Thanks anyway. . . . Can I borrow a pen, please?
 Faisal Sure. Here you go.
 Ken Thank you.
 Faisal You're welcome.
 Mr. Larsen OK. Open your books to page 4.
 Ken Excuse me, can you repeat that, please? What page?
 Mr. Larsen Sure. Page 4.





Notice how Ken asks for help in class. Find his questions.

“What’s the word for this in English?”
“How do you spell it?”



B Complete the conversations. Then practice with a partner.

① A What’s this?
 B It’s an eraser.

② A Excuse me, can I **borrow** your dictionary, please?
 A Oh, **how do you spell it?** Sure. Here you go.

③ A What’s your phone number?
 A Yes. What’s your phone number?

About you → **C Pair work** Practice the conversations again. Use your own ideas.

2 Strategy plus *Common expressions and responses*

Here are some responses to **Thank you** and **I'm sorry**:

When people say . . .	You can say . . .
Thank you.	You're welcome.
Thanks.	Sure.
I'm sorry.	That's OK.
I'm sorry. I don't know.	That's OK. Thanks anyway.



Circle the correct response. Then practice with a partner.


① A Can I borrow your pen, please?
B Sure / I don't know.
A Thanks.
B Thanks anyway. You're welcome

② A You're late.
B I'm sorry. Thanks.
A That's OK.

③ A What's the word for this?
B I don't know. Sorry.
A Sure. That's OK. What about this?
B I don't know.
A OK. Thanks anyway. / You're welcome.

3 Listening and speaking *Following instructions*

 **A**  Match the pictures with the instructions. Then listen to the conversations, and check your answers.



a. Listen to the conversation.

b. Answer the questions on page 9.

c. Turn to page 7, and look at Exercise 1.

d. Write the word **eraser** in your notebook.

B Pair work Give and follow four instructions. Ask for help if you need it.

A Look at the picture on page 8.

B Can you repeat that, please?

A Sure. Look at the picture on page 8.

Lesson D *What's the word for this in English?*

1 Questions, questions

Conversation strategies

Complete the conversations. Use the expressions in the box.

✓Excuse me	Thanks anyway.	Sure.	Here you go.	Thanks.
Can I borrow	You're welcome.	please	How do you spell	Sorry.
What's the word for this in English?				


1. Karl Excuse me _____, Bob.
 Bob Yeah?
 Karl **Can I borrow** your dictionary?
 Bob Sure. Now, where is it?
 Karl Um... it's right in front of you.
 Bob Oh, yeah. **Here you go**...
 Karl Thanks.
 Bob **You're welcome.**




2. *Ruby* Can I borrow your cell phone,
 ___ **please** ___ ?
Millie ___ **Sure** _____. Oh, wait. It's not
 in my bag. I think it's at home.
 ___ **Sorry** _____.
Ruby That's OK. ___ **Thanks anyway** _____.
Millie Sure. . . . **What's the word for this in English?**
Ruby In English, the word is *umbrella*.
Millie Umbrella? Thanks.
Ruby Sure.



3. *Tom* **How do you spell** *posters*?
Dan P-O-S-T-E-R-S.
Tom **Thanks** _____.
Dan Sure.
Tom And how do you spell *television*?
Dan T-V.
Tom Very funny!








2 Scrambled conversations

Conversation strategies Number the lines of the conversations in the correct order.
Then write the conversations.


1. 2 I'm sorry. A You're late.
 1 You're late. B I'm sorry.
 3 That's OK. A That's OK.

2. 2 Sure. A Can I borrow your pen, please?
 3 Thank you. B Sure.
 1 Can I borrow your pen, please? A Thank you.
 4 You're welcome. B You're welcome.



3. 4 I don't know. A What's the word for this?
5 That's OK. Thanks anyway. B I'm sorry. I don't know.
3 That's OK. What about this? A That's OK. What about this?
2 I'm sorry. I don't know. B I don't know.
1 What's the word for this? A That's OK. Thanks anyway.

Vocabulary notebook *My things* 

Learning tip *Linking things with places*
 Make lists of things you keep in different places.

in my bag - my wallet, my keys

1 Label the things on the desk.

some books

a clock

some keys

glasses

some pens

2 Now make lists of your things.

What's in your bag?


What's in your wallet?

What's under your desk?

What's in your pockets?

On your own

Find a magazine with pictures of things. Label the pictures. How many words can you label?



My Friend

My friend's name is Abdullah. He is 19 years old. He is a medicine student in King Khalid University. He is from Abha. He is single, and he lives with his family in Al-Mansak area. He has a big house. He has many friends, and they meet on the weekends. He is very smart, friendly and outgoing. Everybody likes him. He likes to play football and tennis. His favorite team is Chelsea. He has a nice car. He likes to eat Arabic, Indian and Chinese food. He is studying English this semester. His native language is Arabic, but he can speak a little English. He wants to be a good doctor in future. He has a happy life, and he thanks Allah for his life.

My Classroom

I have a nice classroom. It is located in Mahala Campus, building B on the second floor. The number of the room is 17. It is big and spacious. There are 60 chairs in my classroom. There is one big white-board on the wall. It has white colored walls with a brown door. There are two windows in the back of the room. We have air conditioner and a new projector in our classroom. There is one table for the teacher. It has many lamps in the ceiling. My classroom is good, and all the students like it.

Unit 2 Progress chart

Mark the boxes below to rate your progress.

= I know how to . . . = I need to review how to . . .

To review, go back to these pages in the Student's Book.

Grammar	<input type="checkbox"/> make statements with <i>he's (not), she's (not), and they're (not)</i>	12 and 13
	<input type="checkbox"/> ask questions with <i>Is he . . . ?, Is she . . . ?, and Are they . . . ?</i>	13
	<input type="checkbox"/> use <i>a</i> or <i>an</i>	14
	<input type="checkbox"/> make nouns plural with <i>-s, -es, or -ies</i>	15
	<input type="checkbox"/> use <i>this</i> with singular nouns and <i>these</i> with plural nouns	14 and 15
	<input type="checkbox"/> ask questions with <i>Where . . . ?</i>	17
	<input type="checkbox"/> use <i>'s</i> and <i>s'</i> to show possession	17
Vocabulary	<input type="checkbox"/> name at least 8 things students take to class	14 and 15
	<input type="checkbox"/> name at least 12 classroom items	16 and 17
	<input type="checkbox"/> say where things are in the classroom	16 and 17
Conversation strategies	<input type="checkbox"/> ask for help in class	18
	<input type="checkbox"/> use common responses to <i>Thank you</i> and <i>I'm sorry</i>	19

